



Visual Story: Granville Island Stage

A visual story helps people prepare for a new experience or decide if this space works for them.

This visual story was created using a template created by the PuSh Festival in collaboration with many partners and consultants.

They are happy to share it,
email access@pushfestival.ca

Visual Story

Granville Island Stage

Table of Contents

You can click on any of the links and go straight to that page.

[Where is Granville Island Stage?](#)

[Accessibility](#)

[Getting to Granville Island Stage](#)

[Parking](#)

[Bus](#)

[50,](#) or [4,7,](#) [14,](#) [84](#) or [10,16](#)

[The Lobby/Box Office / Buying Tickets](#)

[Staff & Volunteers](#)

[Washrooms](#)

[Drinks & Snacks](#)


[Going into the Theatre](#)

[Inside the Theatre](#)

[Questions?](#)

Where is Granville Island Stage?

Granville Island Stage is on Granville Island



This sign is the entrance to Granville Island.

Where is Granville Island Stage?

Granville Island Stage
is next door to the
Public Market building.

1585 Johnston St,
Vancouver, BC V6H 3R7





Accessibility

Wheelchair users:

- The ground floor and washrooms are accessible
- Wheelchairs users can only sit in the front row
- The washrooms entrances are door-free

Except for the front row, you need to use stairs to get to your seat. There are two railings for support on either side wall, and they can support you to get up to the 5th row on the sides. (See pictures on the right.)



Getting to Granville Island Stage

Coming by Car

Driving/Parking

[View map](#) of parking

- Pay parking in effect 11AM - 6PM
 - Monday - Friday: \$3/hour
 - Weekends & holidays: \$4/hour
- Free parking in effect before 11AM & after 6PM
- Accessible parking
- There are free stalls throughout Granville Island with posted time limits until 7PM, no time limit after 7PM



The closest parking on the street is in front of the building. There are **4 accessible spots** in this lot.

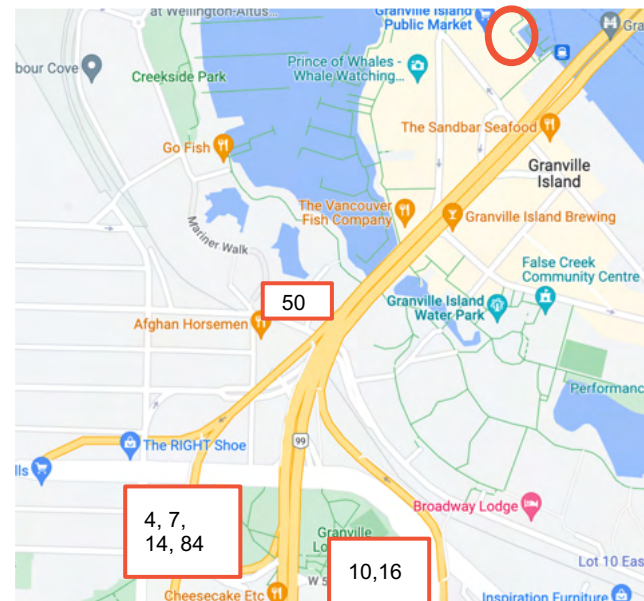
[Skip to Pictures of the Venue](#)

Coming by Bus

[View routes on Google maps](#)

These buses take you close to Granville Island:

- **Route 50**
 - For directions with pictures to get to the theatre from the 50 bus, see [page 10](#).
- **Routes 4, 7, 14, 84**
 - For directions with pictures to get to the theatre from the 4, 7, 14, and 84 bus, see [page 13](#)
- **Routes 10 and 16**
 - For directions with pictures to get to the theatre from the 10 and 16 bus, see [page 18](#)

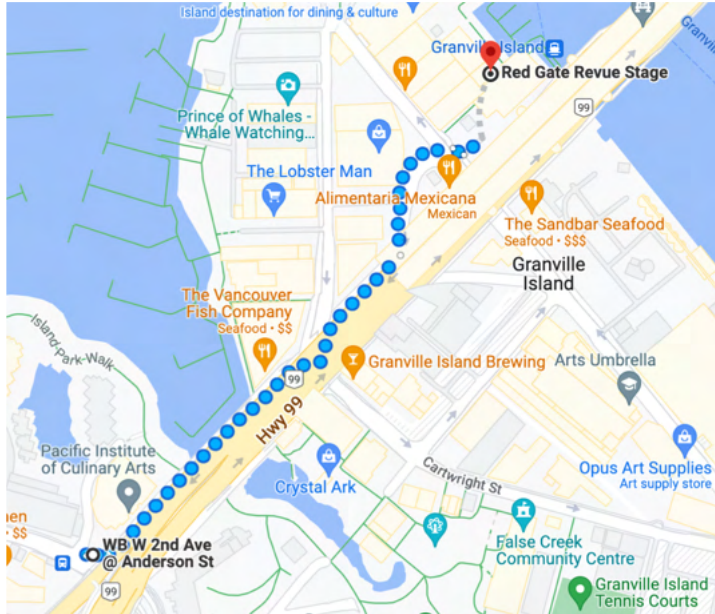


This is where the bus stops are.

When Walking from the 50 Bus Stop

[View map on Google maps](#)

Note: Google maps may provide a different route



Here is a map from the 50 Bus stops to the theatre.

This is what the 50 Eastbound bus stop looks like.

When Walking from the 50 Bus Stop



Walk towards the Granville bridge above you.
Cross Anderson Street at the lights.



After crossing Anderson Street, turn left and
cross Lamey's Mill Road and continue walking
under the bridge along Anderson Street.

[Skip to slide 23 for rest of directions.](#)

When Walking from the 50 Bus Stop



This is what the 50 Westbound bus stop looks like. Walk towards the bridge above you and cross Anderson Street at the lights.



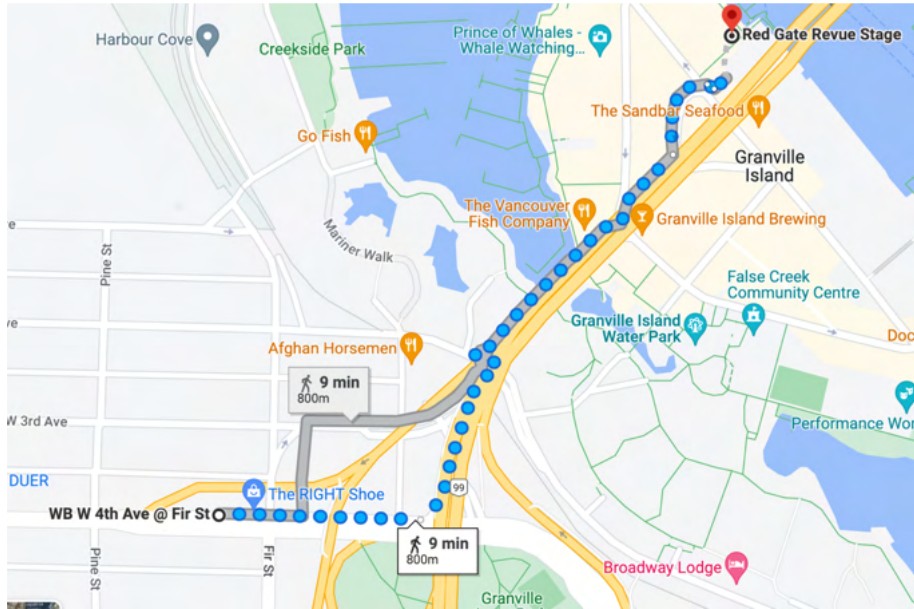
Turn left as soon as you cross the street and continue to walk along Anderson Street underneath the bridge.

[Skip to slide 23 for remainder of route.](#)

When Walking from the 4, 7, 14, and 84 Bus Stop

[View map on Google maps](#)

Note: Google maps may provide a different route



This is what the 4, 7, 14, and 84 Westbound bus stop looks like.

Here is a map from the 4, 7, 14, and 84 bus stops to the theatre.

When Walking from the 4, 7, 14, and 84 Bus Stop



Turn right when you get off the bus and head along West 4th Ave towards the Granville Bridge above you.



Cross Anderson Street at the lights and turn left.

[Skip to slide 23 for remainder of route.](#)

When Walking from the 4, 7, 14, and 84 Bus Stop



This is what the 4, 7, 14, and 84 Eastbound bus stop looks like.



Walk away from the Granville bridge towards Fir Street.

When Walking from the 4, 7, 14, and 84 Bus Stop



Turn right at Fir Street and cross West 4th Avenue at the lights.



Once you cross the street, turn right and walk along 4th Avenue towards the Granville Bridge above you.

When Walking from the 4, 7, 14, and 84 Bus Stop



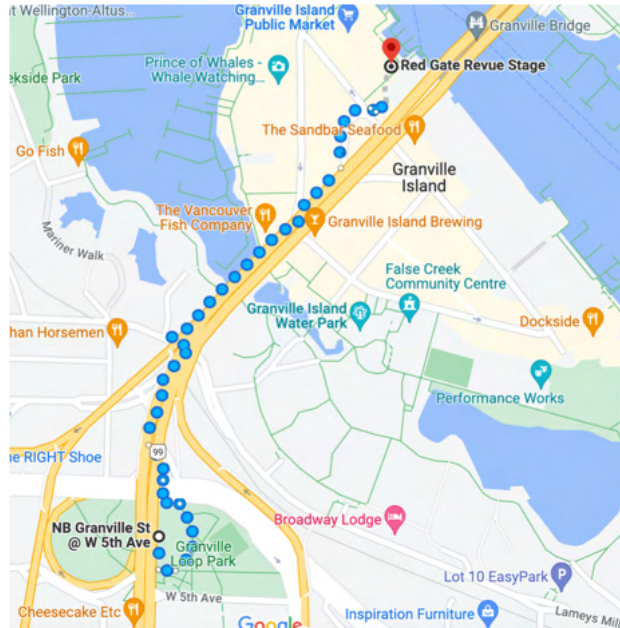
Keep going along west 4th Ave until you
cross Anderson Street under the bridge.
Turn left down the path.

[Skip to slide 23 for remainder of route.](#)

When Walking from the 10 and 16 Bus Stop

[View map on Google maps](#)

Note: Google maps may provide a different route



This is what the 10 and 16 Southbound bus stop looks like.

Here is a map from the 10 and 16 bus stop to the theatre.

When Walking from the 10 and 16 Bus Stop



Walk away from the Granville Street, down the path towards the park.



After a few feet turn right, into the underground walkway.

When Walking from the 10 and 16 Bus Stop



After a short while, you will come to a T intersection. Go right.



Just after you come out of the tunnel, and before the stairs, turn left.

When Walking from the 10 and 16 Bus Stop



Go up those stairs and turn right.



Right away, turn left down the first path in the park.

[Skip to slide 21 for the remaining instructions.](#)

When Walking from the 10 and 16 Bus Stop



This is what the 10 and 16 Northbound bus stop looks like. Walk back along Granville Street, away from the bridge.



After a few feet, turn left and go down the stairs towards the park.

When Walking from the 10 and 16 Bus Stop



Right away, turn left down the first path in the park.



Both routes continue together from here on.

Keep going down the path through the park until you reach West 4th Avenue.

When Walking from the 10 and 16 Bus Stop




Cross West 4th Avenue at the lights.



At the other side, immediately turn right and cross Anderson Street.

All routes combine here



As soon as you're across the street,
turn left and go down the path.



Keep following the brick path, which follows
the path of the bridge above you.
This will take you all the way onto Granville Island.

Walking to Granville Island Stage from the Granville Island Entrance



You will see the big GRANVILLE ISLAND sign. At the crosswalk, cross the street.

Walking to Granville Island Stage from the Granville Island Entrance



Keep walking down Anderson street
under the bridge overpass.
Cross the street at the crosswalk.



Turn left and walk alongside the Keg.
Follow the orange arrow.

Walking to Granville Island Stage from the Granville Island Entrance



Follow the arrow!

Keep walking straight ahead down Anderson street.
You will pass Net Loft (blue building) on your left.
The Public Market and Granville Island stage will be ahead of you.

Walking to Granville Island Stage from the Granville Island Entrance



Granville Island Stage



Entrance

Granville Island Stage is to the right of the Public Market. The entrance is the set of doors underneath the overhang.

Inside the Building



Theatre doors
are this way



The box office will be at a table in the lobby.
You can purchase tickets here.

The theatre doors will be on your right
when you enter the lobby.

Staff & Volunteers

Our staff & volunteers all wear badges with their name on them.
Staff wear red badges and volunteers wear yellow badges.



**If you need
help, ask them!**

While you wait in line, they will ask you if you need a chair to sit on
or if you need extra time to get settled in the theatre.

Washrooms



To get to the washrooms, go through the doors at the end of the lobby then turn right.



The washrooms have gender markers, but please use whichever you feel most comfortable in.

Washrooms




The men's washroom is on the right.
It has **two stalls** and **four urinals**.

This is the
accessible stall



Washrooms


The women's washroom is on the left.
You have to go down a hallway to reach it.
There are **nine stalls** in this washroom.



Stalls are around
this corner




This is the
accessible stall



This area does not always sell refreshments – it depends on the event.

Drinks & Snacks

Refreshments may be sold in the upper lobby. It is only accessible by stairs.



Go up the staircase in the lobby.

Items are different for each show.
You can pay with card or cash.

Going into the Theatre



The theatre is through two sets of double doors, to the right of the venue's main entrance.

There will be an usher in front of the doors who will take or scan your ticket.



This is what the theatre looks like when you enter through these doors.

Inside the Theatre



This is what it looks like to sit in the audience.
For each show, the stage will look different.



This is what it looks like for the people on the stage.

You can view more photos and take a virtual tour of the theatre on the [Arts Club website](#).

Questions?

If you have any questions, contact
Jenn Milley (Managing Director),
Ruth Ormiston (Accessibility Coordinator),
or our general info line.

Jenn: jmilley@writersfest.bc.ca

Ruth: access@writersfest.bc.ca

General: info@writersfest.bc.ca
604-681-6330



This is what
Jenn looks like.



This is what
Ruth looks like.