



## Visual Story: Performance Works

A visual story helps  
people prepare for a new  
experience or decide if this  
space works for them.

This visual story was created using a template  
created by the PuSh Festival in collaboration  
with many partners and consultants.

They are happy to share it,  
email [access@pushfestival.ca](mailto:access@pushfestival.ca)

# Visual Story

## Performance Works

### Table of Contents

[Where is Performance Works?](#)

[Accessibility](#)

[Getting to Performance Works](#)

[Parking](#)

[Bus](#)

[50](#) or [4,7, 84](#) or [10,14,16](#)

[The Lobby](#)

[Box Office / Buying Tickets](#)

[Staff & Volunteers](#)

[Drinks & Snacks](#)

[Going into the Theatre](#)

[Inside the Theatre](#)

[Washrooms](#)

[Questions?](#)

You can click on any  
of the links and go  
straight to that page.

# Where is Performance Works?

Performance Works is on Granville Island.

[This is a map of Granville Island](#)

1218 Cartwright St,  
Vancouver, BC V6H 3R8

Performance Works is  
across the street from the  
Granville Island Hotel.



This sign is the entrance to Granville Island.



This is the Granville Island Hotel.

## Accessibility

- Performance works is wheelchair accessible, including the washrooms
- Wheelchair users sit in the front row
- There are no automatic buttons to open any of the doors
- The box office counters are high
- There is no wheelchair appropriate box office window
- At Writers Fest events, all rows of seats are floor level
- Depending on the event, seats will be in rows or placed around tables



# Getting to Performance Works

## Coming by Bike

The bike racks are close to the front door.



# Getting to Performance Works

## Coming by Car

[View Map on Google Maps](#)



- Pay parking in effect 11AM - 6PM
  - Monday - Friday: \$3/hour
  - Weekends & holidays: \$4/hour
- Parking is free before 11AM & after 6PM
- The orange boxes are the three closest parking lots. On the next pages you will see some pictures of what the building looks like from the parking lots.
- There is one accessible parking spot right in front of the theatre door and another one nearby.

## Parking

There is a parking right in front of Performance Works  
(Lot F on the parking map).



Google

Image capture: Oct 2020 © 2022 Google Canada Terms Privacy Rep



## Parking

You will see Performance Works in the distance from the parking lot to the north (Lot N on the parking map).



Look for the yellow sign



## Parking

The biggest parking lot is to the west  
(Lot W on the parking map).



You won't see the Performance Works building because the blue building is in between.  
Walk back to the street and then you will see the building the yellow sign.

# Coming by Bus

View routes on [Google maps](#)

These buses take you close to Granville Island:

## Route 50

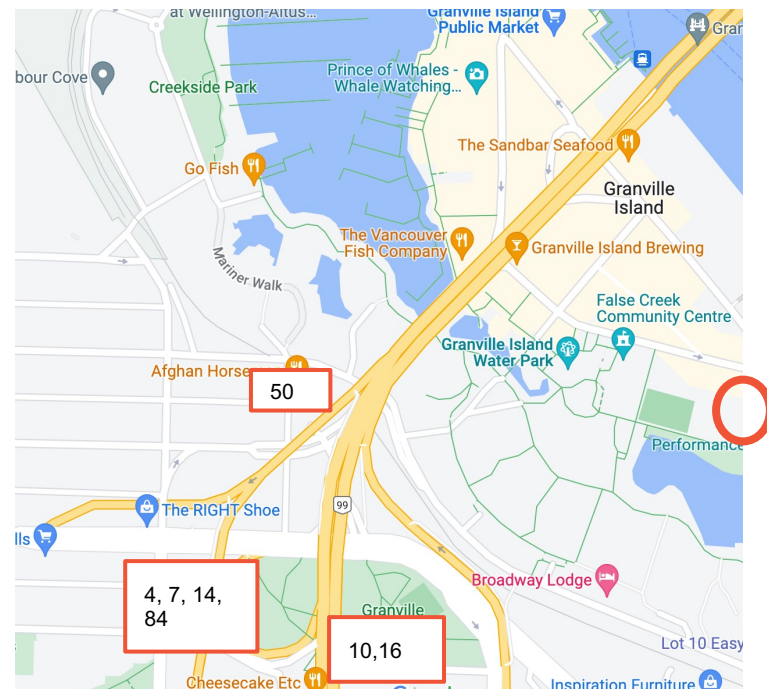
- For directions with pictures to get to the theatre from the 50 bus, see [page 11](#).

## Routes 4, 7, 14, 84

- For directions with pictures to get to the theatre from the 4, 7, 14, and 84 buses, see [page 14](#).

## Routes 10 and 16

- For directions with pictures to get to the theatre from the 10 and 16 buses, see [page 19](#).



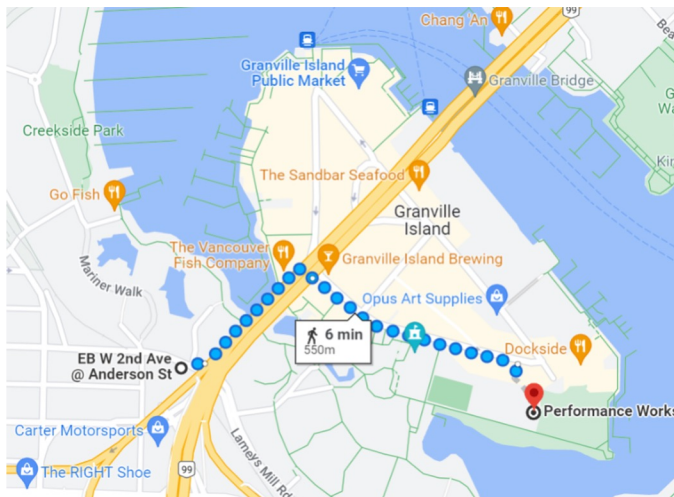
This is where the bus stops are.

[Skip to Pictures](#) of Performance Works

# When Walking from the 50 Bus Stop

[View map on Google maps](#)

Note: Google maps may provide a different route



Here is a map from the 50 Bus stops to the theatre.



This is what the 50 Eastbound bus stop looks like.



## When Walking from the 50 Bus Stop



Walk towards the Granville bridge above you.  
Cross Anderson Street at the lights.



After crossing Anderson Street, turn left and  
cross Lamey's Mill Road and continue walking  
under the bridge along Anderson Street.

[Skip to slide 26 for the rest of the route.](#)



## When Walking from the 50 Bus Stop



This is what the 50 Westbound bus stop looks like.  
Walk towards the bridge above you and cross  
Anderson Street at the lights.



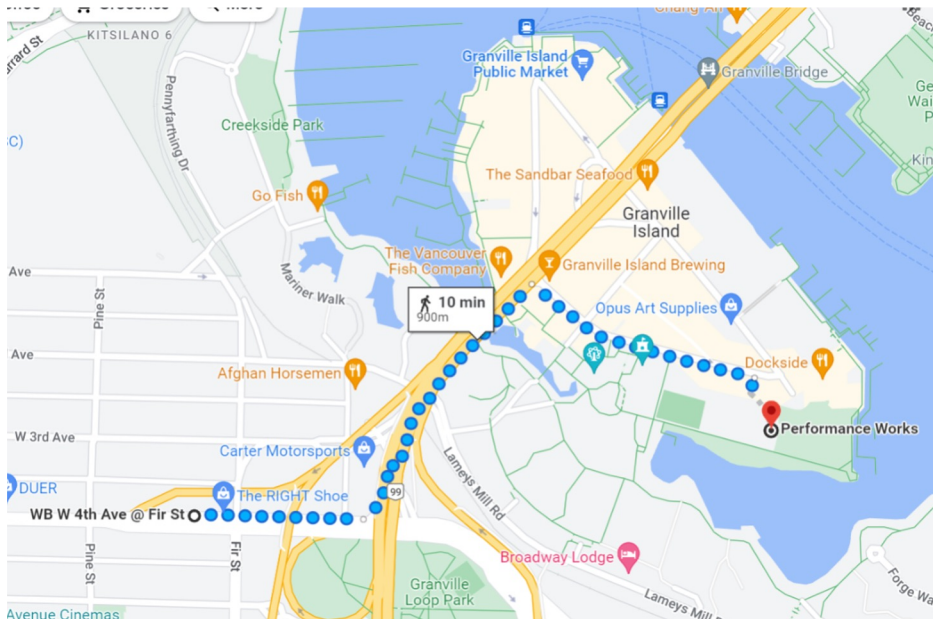
Turn left as soon as you cross the street and  
continue to walk along Anderson Street  
underneath the bridge.

[Skip to slide 26 for remainder of route.](#)

## When Walking from the 4, 7, 14, and 84 Bus Stop

[View map on Google maps](#)

Note: Google maps may provide a different route



This is what the 4, 7, 14, and 84 Westbound bus stop looks like.

Here is a map from the 4, 7, 14, and 84 bus stops to the theatre.

## When Walking from the 4, 7, 14, and 84 Bus Stop



Turn right when you get off the bus and head along West 4th Ave towards the Granville Bridge above you.



Cross Anderson Street at the lights and turn left.

[Skip to slide 26 for remainder of route.](#)



## When Walking from the 4, 7, 14, and 84 Bus Stop



This is what the 4, 7, 14, and 84 Eastbound bus stop looks like.



Walk away from the Granville Bridge towards Fir Street.



## When Walking from the 4, 7, 14, and 84 Bus Stop




Turn right at Fir Street and cross West 4th Avenue at the lights.



Once you cross the street, turn right and walk along 4th Avenue towards the Granville Bridge above you.

## When Walking from the 4, 7, 14, and 84 Bus Stop



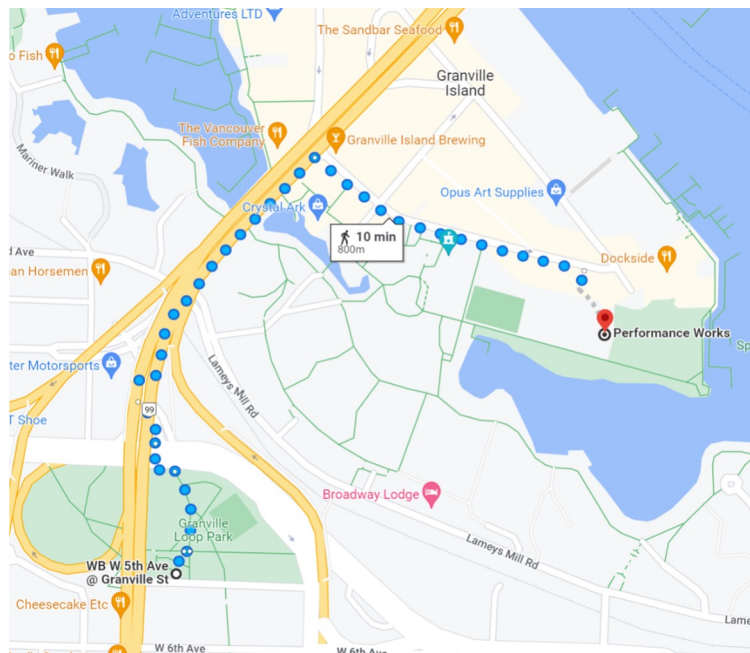
Keep going along west 4th Ave until you  
cross Anderson Street under the bridge.  
Turn left down the path.

[Skip to slide 26 for remainder of route.](#)

## When Walking from the 10 and 16 Bus Stop

[View map on Google maps](#)

Note: Google maps may provide a different route



Here is a map from the 10 and 16 bus stop to the theatre.



This is what the 10 and 16 Southbound bus stop looks like.



## When Walking from the 10 and 16 Bus Stop



Walk away from the Granville Street, down the path towards the park.



After a few feet turn right, into the underground walkway.



## When Walking from the 10 and 16 Bus Stop



After a short while, you will come to a T intersection. Turn right.



Just after you come out of the tunnel, and before the stairs, turn left.

## When Walking from the 10 and 16 Bus Stop



Go up those stairs and turn right.



Right away, turn left down  
the first path in the park.

[Skip to slide 24 for the  
remaining instructions.](#)



## When Walking from the 10 and 16 Bus Stop



This is what the 10 and 16 Northbound bus stop looks like.  
Walk back along Granville Street,  
away from the bridge.



After a few feet, turn left and go down the stairs towards the park.



## When Walking from the 10 and 16 Bus Stop



Right away, turn left down  
the first path in the park.



Both routes continue together from here on.

Keep going down the path through the park  
until you reach West 4th Avenue.

## When Walking from the 10 and 16 Bus Stop



Cross West 4th Avenue at the lights.



At the other side, immediately turn right and cross Anderson Street.



## All routes combine here



As soon as you're across the street,  
turn left and go down the path.



Keep following the brick path, which follows  
the path of the bridge above you.  
This will take you all the way onto Granville Island.



## Walking to Performance Works from Granville Island entrance



You will see the big GRANVILLE ISLAND sign. Keep going straight, across the bridge.

## Walking to Performance Works from Granville Island entrance



Turn right onto Cartwright Street after the yellow building. This is the Kids Market.



Keep walking down Cartwright Street.



## Walking to Performance Works from Granville Island entrance



Keep walking straight along Cartwright Street.  
There isn't always a sidewalk so be careful.



Keep going straight!



## Walking to Performance Works from Granville Island entrance



Performance Works is near the end of Cartwright St.  
You will walk past the buildings in these photos. They will be on your right.

## Walking to Performance Works from Granville Island entrance



Continue down Cartwright street. You will pass a bus parking lot on your right before you reach Performance Works (circled here in orange).



## Walking to Performance Works from Granville Island entrance



Performance Works is behind the blue building.



# The Lobby

## Going inside the Building



Go in through the double doors.  
There is no automatic push button.



Here is a picture of the lobby from the front entrance.  
Guests are lined up to get into the theatre.

## Box Office / Buying Tickets



Box office is located in a booth after turning right in the main lobby. You can purchase tickets here.

## Staff & Volunteers

Our staff & volunteers all wear badges with their name on them.  
Staff wear red badges and volunteers wear yellow badges.




**If you need  
help, ask them!**

While you wait in line, they will ask you if you need a chair to sit on  
or if you need extra time to get settled in the theatre.



## Drinks & Snacks

This is the bar /concession, where snacks and drinks are sometimes sold.  
It is in the lobby.



Items are different for each show.  
You can pay with card or cash.

# Going into the Theatre



To enter the theatre you need to go through the double doors at the far end of the lobby.

The entrance is wheelchair accessible.

A volunteer will check your ticket before you go in.

# Inside the Theatre



This is what it looks like when you sit in the audience. The stage will look different for every show.




Depending on the event, seats will be in rows on the floor or around tables.





## Washrooms

There are **two washrooms**. Each have an accessible stall.



One washroom is to the right of the theatre doors.  
It has six stalls.

The last stall on the right is accessible.



The washrooms have gender markers, but please use whichever you feel most comfortable in.

[Detailed information in accessibility audit](#)

## Washrooms



One washroom is to the left of the box office.  
It has four urinals and three stalls.



The first stall on the left is accessible.  
This washroom also has a changing table.

## Questions?

If you have any questions, contact  
Kaile Shilling (Executive Director) or  
Ruth Ormiston (Accessibility Coordinator).

Kaile: [kshilling@writersfest.bc.ca](mailto:kshilling@writersfest.bc.ca)

Ruth: [access@writersfest.bc.ca](mailto:access@writersfest.bc.ca)



This is what  
Kaile looks like.



This is what  
Ruth looks like.