

Visual Story

Performance Works



A visual story helps people prepare for a new experience or decide if this space works for them. This visual story was created using a template created by the PuSh Festival in collaboration with many partners and consultants, they are happy to share it, email access@pushfestival.ca

Venue Visual Story

Performance Works Table of Content

[Where is the Performance Works?](#)

[Getting to Performance Works](#)

[Parking](#)

[Bus](#)

[50.](#) or [4,7,84](#) or [10,14,16](#)

[The Lobby](#)

[Box Office / Buying Tickets](#)

[Staff & Volunteers](#)

[Drinks & Snacks](#)

[Going into the Theatre](#)

[Inside the Theatre](#)

[Washrooms](#)

[Questions?](#)

You can click on any of them and go straight to that page.

Where is Performance Works?

Performance Works is on Granville Island

[This is a map of Granville Island](#)

- 1218 Cartwright St, Vancouver, BC V6H 3R8
- Granville Island Hotel is a good landmark - the venue is across the street from this building



This sign is the entrance to Granville Island.



This is the Granville Island Hotel.

Where is Performance Works?

Performance Works is at the end of Cartwright St on Granville Island, near Granville Island Hotel

- 1218 Cartwright St, Vancouver, BC V6H 3R8



Here is a picture of the front entrance.
There is a set of double doors which open outwards.
They are not automatic.

Getting to Performance Works

Driving/Parking

There is pay parking until 6pm everywhere on Granville Island. There are two big parking lots close by and you can usually find a spot easily. [Click here more information.](#)

Public Transportation

There are no busses that go onto Granville Island. The closest bus stops are a 6-15 minute walk away. [Click here](#) to see where the bus stops are and which busses stop there.

Biking

The bike racks are close to the front door.



Parking

[View Map on Google Maps](#)



- You need to **pay for parking** between 11AM - 6PM
To find out prices [click here](#)
- Parking is free before 11AM & after 6PM
- The red boxes are the three closest parking lots
On the next pages you will see some pictures of what the building looks like from the parking lots.
- There is one **accessible parking spot** right in front of the theatre door and another one nearby
- For directions with pictures to the lots and to the theatre from the lots, go to the next page

There is parking right in front
of the Performance Works Building (F) on the parking map



Google

Image capture: Oct 2020 © 2022 Google Canada Terms Privacy Rep

You will see Performance Works in the distance from the parking lot to the North (N on the parking map)



Look for the Yellow Sign

The biggest parking lot is to the West



You won't see the Performance Works building because the blue building is in between.
Walk back to the street and then you will see the building the yellow sign.

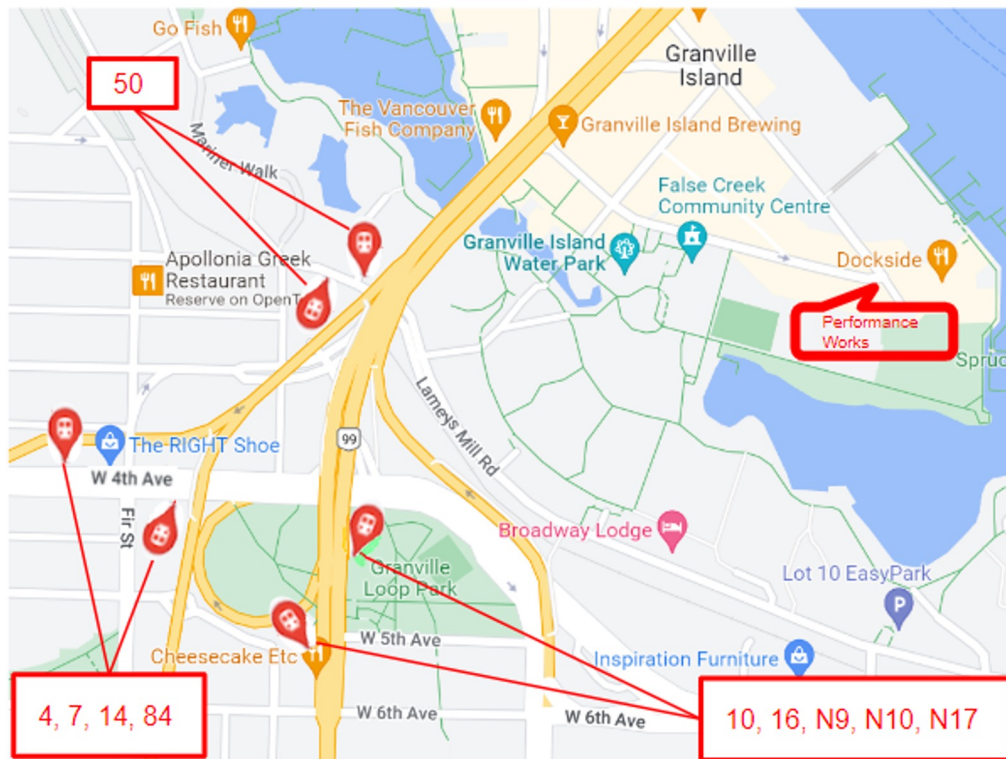
Coming by Bus

Look up your bus route on [Google maps](#)

These are the busses that have stops close to Granville Island

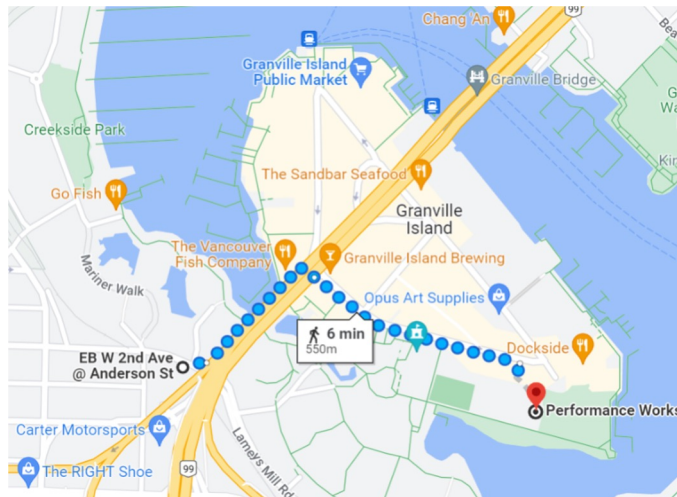
- 50
[click here](#) for directions with pictures from the bus stop
- 4, 7, 14, 84
[click here](#) for directions with pictures from the bus stop
- 10, 16, N9, N10, N17
[click here](#) for directions with pictures from the bus stop

[Skip to Pictures](#) of Performance Works



This is where the bus stops are.

When Walking from the 50 Bus Stop



Here is a map from the 50 Bus stops
to Performance Works
[See this on Google maps](#)

These are the two bus stops



Walk towards the Granville bridge



Head to the street that is right below the bridge, it is called Anderson Street

Go to the other side of Anderson Street
and turn left onto Anderson Street

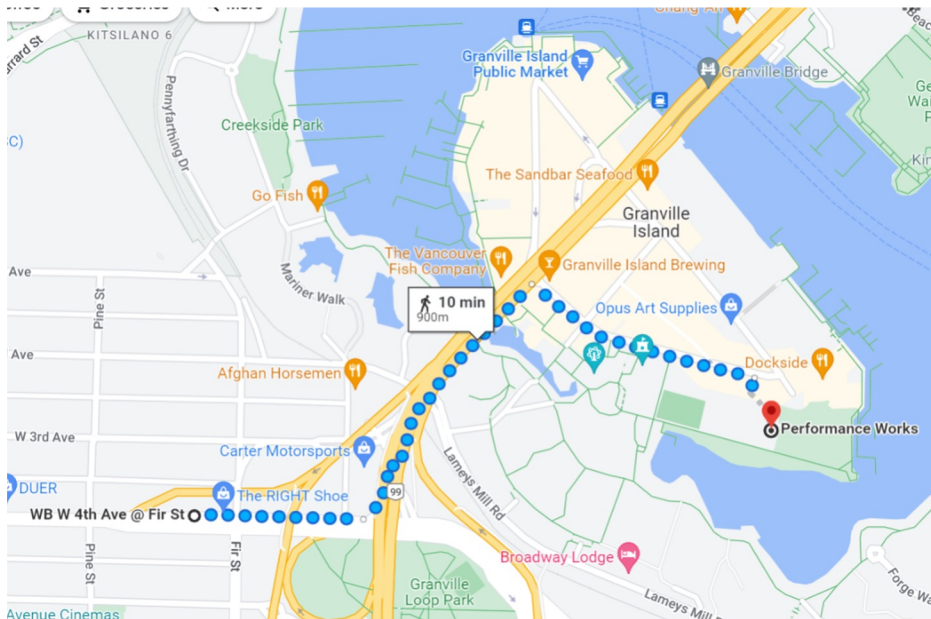


Click here for the [next part of the walk](#)

When Walking from the 4, 7 and 84 Bus Stop.

[View map on Google maps](#)

Note: Google maps may provide a different route



This is what the 4, 7 and 84 Westbound bus stop looks like.

Here is a map from the 4, 7 and 84 bus stops to the theatre.

When Walking from the 4, 7 and 84 Bus Stop.



Turn right when you get off the bus and head along West 4th Ave towards Granville Bridge above you.



Cross Anderson Street at the lights and turn left.

[Skip to slide 25 for remainder of route.](#)

When Walking from the 4, 7 and 84 Bus Stop



This is what the 4, 7, and 84 Eastbound bus stop looks like.



Walk away from the Granville bridge towards Fir Street.

When Walking from the 4, 7 and 84 Bus Stop



Turn right at Fir Street and cross West 4th Avenue at the lights.



Once you cross the street, turn right and walk along 4th Avenue towards the Granville Bridge above you.

When Walking from the 4, 7 and 84 Bus Stop



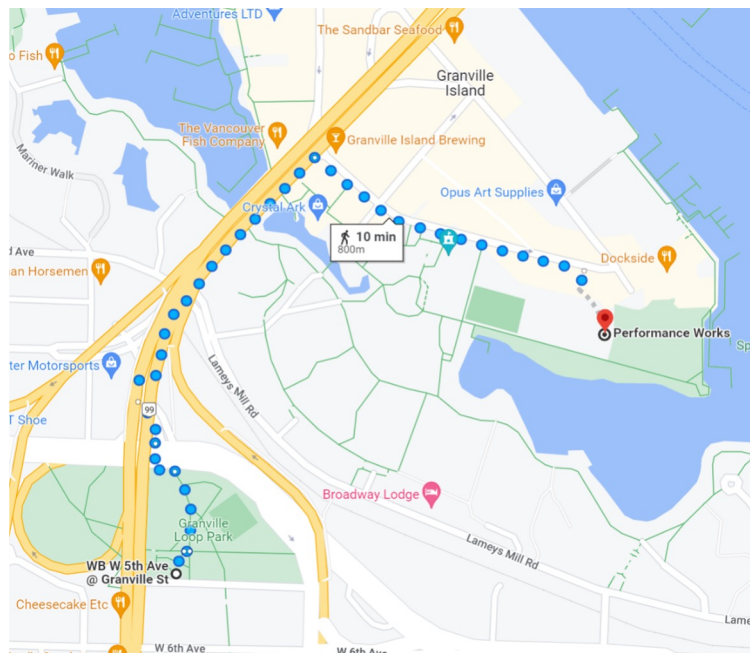
Keep going along west 4th Ave until you cross
Anderson Street under the bridge. Turn left down
the path.

[Skip to slide 25 for remainder of route.](#)

When Walking from the 10, 14 and 16 Bus Stop.

[View map on Google maps](#)

Note: Google maps may provide a different route



Here is a map from the 10, 14 and 16 Bus stop to the theatre.



This is what the 10, 14 and 16 Southbound bus stop looks like.

When Walking from the 10, 14 and 16 Bus Stop.



Walk away from the Granville Street, down the path towards the park.



After a few feet turn right, into the underground walkway.

When Walking from the 10, 14 and 16 Bus Stop.



After a short while, you will come to a T intersection. Go right.



Just after you come out of the tunnel, and before the stairs, turn left.

When Walking from the 10, 14 and 16 Bus Stop.



Go up those stairs and turn right.



Right away, turn left down the first path in the park.

[Skip to slide 23 for the remaining instructions.](#)

When Walking from the 10, 14 and 16 Bus Stop.



This is what the 10, 14, and 16 Northbound bus stop looks like.
Walk back along Granville Street, away from the bridge.



After a few feet, turn left and go down the stairs towards the park.

When Walking from the 10, 14 and 16 Bus Stop.



Right away, turn left down the first path in the park.



Both routes continue together from here on.

Keep going down the path through the park until you reach West 4th Avenue.

When Walking from the 10, 14 and 16 Bus Stop.



Cross West 4th Avenue at the lights.



At the other side, immediately turn right and cross Anderson Street.

All routes combine here



As soon as you're across the street, turn left and go down the path.



Keep following the brick path, which follows the path of the bridge above you. This will take you all the way onto Granville Island.

Walking to Performance Works from Granville Island entrance



You will see the big GRANVILLE ISLAND sign. Keep going straight, across the bridge.

Walking to Performance Works from Granville Island entrance



Turn right onto Cartwright Street after the yellow building. This is the Kids Market.



Keep walking down Cartwright St.

Walking to Performance Works from Granville Island entrance



Keep walking straight along Cartwright Street.
There isn't always a sidewalk so be careful.



Keep going straight!

Walking to Performance Works from Granville Island entrance



Performance Works is near the end of Cartwright St.
You will walk past these building. They will be on your right.

Walking to Performance Works from Granville Island entrance



Performance Works is near the end of Cartwright St.
You will walk past these building. They will be on your right.

Walking to Performance Works from Granville Island entrance



Continue down Cartwright street. You will pass a bus parking lot on your right before you reach Performance Works (circled here in red).

Walking to Performance Works from Granville Island entrance



Performance Works is behind the blue building.

The Lobby

Going inside the Building



Go in through the double doors.
There is no automatic push button.



Here is a picture of the lobby from the front entrance.
Guests are lined up to get into the theatre.

Box Office / Buying tickets



Box office is located in a booth after turning right in the main lobby. You can purchase tickets here.

Staff & Volunteers

Our staff & volunteers all wear badges with their name on them.
Staff wear red badges and volunteers wear yellow badges.




If you need
help, ask them!

While you wait in line, they will ask you if you need a chair to sit on or if you need extra time to get settled in the theatre.

Drinks & Snacks

This is the bar /concession where sometimes snacks and drinks are sold.
It is in the lobby.



Items are different for each show.
You can pay with card or cash.

Going into the Theatre



To enter the theatre you need to go through the double doors at the far end of the lobby.
The entrance is wheelchair accessible.
A volunteer will check your ticket before you go in.

Inside Performance Works




This is what it looks like when you sit in the audience, the stage will look different for every show.



This is what it looks like for the people on the stage.

Washrooms

There are **two gender neutral washrooms**. Both have an accessible stall.



One washroom is to the right of the theatre doors
The last stall on the right is accessible.



Washrooms



One washroom is to the left of the box office.
The first stall on the left is accessible.
There is a changing table.



Questions?

If you have any questions, contact Kaile Shilling (Executive Director) or Ruth Ormiston (Festival Associate).

Kaile: kshilling@writersfest.bc.ca

Ruth: intern@writersfest.bc.ca



This is what Kaile looks like.



This is what Ruth looks like.